


RECOVER HACKED ACCOUNT



FACEBOOK RECOVERY

Email

Password

Keep me logged in

[Forgot your password?](#)

Log In

Sign Up

It's free and always will be. [Click Here](#)

First Name:

Last Name:

Your Email:

Re-enter Email:

New Password:

I am:

Birthday:



[Why do I need to provide my birthday?](#)

Sign Up

[Create a Page for a celebrity, band or business.](#)




STEP 1


 <https://www.facebook.com/recover.php>  www.facebook.com

Identify Your Account


Before we can reset your password, you need to enter the information below to help identify your account:


 **Enter your email or phone number.** [?]

_____ OR _____

 **Enter your Facebook username.** [?]

_____ OR _____

 **Enter your name and a friend's name.** [?]

[I can't identify my account](#) 

STEP 2

Identify Your Account

Before we can reset your password you need to enter the information below to help us identify you.

Security Check

Enter both words below, separated by a space.
Can't read the words below? [Try different words](#) or an [audio captcha](#).



Text in the box: [What's this?](#)

OR





STEP 3

Sign Up

Facebook helps you connect and share with the people in your life.

Identify Your Account

Are you really sure?

- We suspect that the information you entered is not correct. Please confirm!

These accounts matched your search.



Raj Malhotra
Facebook User

This Is My Account



Click Here

None of these are me. Try again.

STEP 4

Reset Your Password?

If you're sure that this is your account, please click Reset Password. We'll send you an email and/or a text message to reset your password.



Raj Malhotra
Facebook User



malhotra67@gmail.com

[No longer have access to these?](#)

If you have a different problem accessing your account, please see our [Login Problems Help Page](#)

[Send Codes and login to Gmail](#)

[Not My Account](#)


[Have a password reset code already?](#)



Click Here

STEP 5

You requested a new Facebook password [Inbox](#)

 Facebook <password+kr4mraaqeg4n@facebookmail.com>

To: Raj Malhotra <malhotra67@gmail.com>

[Reply](#) | [Reply to all](#) | [Forward](#) | [Print](#) | [Delete](#) | [Show original](#)

Hi Raj,

You recently asked to reset your Facebook password. To complete your request, please follow this link:

<https://www.facebook.com/recover.php?n=fePFEYAJf&id=100002843820126&s=100>

Click Here

Alternately, you may go to <https://www.facebook.com/recover.php> and enter the following password reset code:

fePFEYAJf

Please note: for your protection, this email has been sent to all the email addresses associated with your Facebook account.

Didn't Request This Change?

If you did not request a new password, let us know at:

https://www.facebook.com/login/recover/disavow_reset_email.php?n=fePFEYAJf&id=100002843820126

Thanks,
The Facebook Team

STEP 6

Enter A New Password

You can change your password immediately because you are logged into your email account on this browser.

New Password: ? ←

Confirm Password:

Enter New Password



FACEBOOK FAKE PROFILE REPORT

The image shows a Facebook profile page for a user named Chib John. The profile is associated with the University of Pune. A dialog box titled "Report and/or Block This Person" is open, prompting the user to select a reason for reporting. The options are:

- This is my profile, but I no longer have access to it
- This person is annoying me
- This profile is pretending to be someone or is fake
- Inappropriate profile photo
- This person is bullying or harassing me

Below these options, there is a section for blocking the user:

Select the option below if you would like to block this person:

Block Chib John
Blocking means you won't be able to see or contact each other on Facebook

At the bottom of the dialog box, there is a question: "Is this your intellectual property?" and two buttons: "Continue" and "Cancel".

On the left side of the profile page, there is a menu with "Info" and "Photos". A red arrow points to the "Report/Block" link in the menu, with the text "Click Here" next to it. Another red arrow points to the "Continue" button in the dialog box.

RECOVER GMAIL ACCOUNT

Click Here

Sign in with your
Google Account

Username:
ex: pat@example.com

Password:

Stay signed in

[Can't access your account?](#)



New to Gmail? It's free and easy.

[About Gmail](#) [New features!](#)



GMAIL – STEP 1



Forgot your password?

To reset your password, type the full email address you use to sign in to your Google Account. If you are a Gmail user, type your Gmail username.

Email address

Click Here



[Forgot your username?](#)

If you don't have a Google Account, you can [create one now](#).

More questions? [Try these troubleshooting tips](#).

GMAIL – STEP 2

Google accounts

Password assistance for malhotra67@gmail.com

Type the characters you see in the picture below.



branner



Continue



© 2011 Google



GMAIL – STEP 3

Contact information and problem details

An email address we can use to contact you*

Please enter an email address that you can access (e.g. yourname@emailaddress.com)

Re-enter email address*

Enter The Details

Account Information

Account creation date*

Last password you remember*

Last successful login date



Gmail information

What was your first phone number

Most recent recovery email address:

Do you have a verification code?



GMAIL – STEP 4

Do you have a verification code?

Yes No

Email addresses of up to five frequently emailed contacts:

john@yahoo.com

john123@yahoo.com

johny@yahoo.co.in

john1@yahoo.com

john2@yahoo.com

Names of up to four labels:

We Are Best

You Are Best

hackers Rocks

Cant Hack Me

Did you receive an invitation to create your account?

Yes No



GMAIL – STEP 5

Names of up to four labels:

We Are Best

You Are Best

hackers Rocks

Cant Hack Me

Did you receive an invitation to create your account?

Yes No

Product Information

Google products you used with this account and the date you started using ea

Orkut |▼| August |▼| 15 |▼| 2005 |▼|

Docs |▼| February |▼| 13 |▼| 2006 |▼|

Please select one |▼| Month |▼| Day |▼| Year |▼|

Please select one |▼| Month |▼| Day |▼| Year |▼|

Please note that we need your IP address in order to resolve this issue. Your

Submit answers



GMAIL – STEP 6

Google accounts

Thank you for your report

You will receive an email at the contact email address you provided once we have concluded our investigation (usually within 24 h

Did you type your contact email address incorrectly? [Try again.](#)

© 2011 Google - [Google Home](#) - [Terms of Service](#) - [Priva](#)

